



Amplifying Midwestern Creativity

School
Performance

Grafton,
North Dakota

JAS
Quintet

PHOTO BY ALANA HORTON



PHOTO COURTESY OF THE GAHANNA AREA ARTS COUNCIL

Arts Midwest supports, informs, and celebrates Midwestern creativity—building community and opportunity across our region and beyond.

Welcome to the Brand Guidelines for Arts Midwest. This document will help you understand how Arts Midwest shows up in the world, so that you can articulate our unique personality through design and language.

In the following pages, you'll find the foundational elements—both visual and verbal—of Arts Midwest's brand identity. You'll also find guidance on how to put each component into action, alongside examples that illustrate how the brand comes together. To ensure that our communications are clear and consistent, use these guidelines to shape the way you present Arts Midwest in written, spoken, and visual formats.

05 Our Brand
15 Our Logo
23 Visual Elements
36 Sample Applications



ART BY EMILY WILSON GILLESPIE

Our Brand

LADAMA

Fairmont,
Minnesota

World
Fest

PHOTO BY JANET ECKLES,
COURTESY OF THE FAIRMONT OPERA HOUSE

Our brand builds trust in our communities by demonstrating consistency, evoking the feelings we want our audiences to experience, and communicating our values to everyone who interacts with us.

Using words and visuals, our brand helps people immediately understand Arts Midwest's reason for being: we're here to build unprecedented opportunity in the Midwest by advancing creativity. And we do it with empathy, verve, and boundless optimism.

MISSION

To build unprecedented opportunity across the Midwest by advancing creativity.

VISION

Midwestern creativity powers thriving, entrepreneurial, and welcoming communities.

VALUES

EQUITY

We commit to actionable, measurable, and reportable ways to respect, honor, and embrace all of humanity.

INTEGRITY

We approach our partners and each other with a spirit of cooperation, trust, humility, and accountability.

LEARNING

We value learning, growing, and risk-taking. We commit to having brave conversations with our partners and each other.

FOCUS AREAS

SUPPORT

We invest in efforts that use creativity to connect people, ideas, and solutions.

INFORM

We share data and ideas to support Midwestern communities in being more visible, sustainable, and interconnected.

CELEBRATE

We honor the people, places, and creative organizations that compose the Midwest.

CULTURE

ADAPT, THRIVE, MODEL

We use best practices, bold ideas, and our values to strengthen our service to the Midwest.



PHOTO BY HANNAH JO ANDERSON, COURTESY OF AMERICAN PLAYERS THEATRE

TAGLINE

Amplifying Midwestern Creativity

There are a number of instances when you will need a bio for Arts Midwest. These could include press releases, social media, websites or print material. Here and on the following page, you will find three options for Arts Midwest's bio; you can choose the most appropriate length for the allotted space. They can also be adapted for specific situations or audiences if needed. If you have any questions about how to use the bios, please contact:

communications@artsmidwest.org

MICRO BIO

Arts Midwest supports, informs, and celebrates Midwestern creativity—building community and opportunity across our region and beyond.

SHORT BIO

Arts Midwest amplifies the power of our region's creativity. We support, inform, and celebrate arts organizations and creative communities in Illinois, Indiana, Iowa, Michigan, Minnesota, North Dakota, Ohio, South Dakota, Wisconsin, the Native Nations that share this geography, and beyond. From the neighborhood block party to the national stage, we use our platform to champion the authentic stories of our people. As one of six nonprofit United States Regional Arts Organizations, we work to strengthen local arts and culture efforts in partnership with the National Endowment for the Arts, state agencies, private funders, and many others. We build connections that make our beloved places bolder, more welcoming, and seen for the beacons of brilliance that they are.

We're here to build unprecedented opportunity in the Midwest by advancing creativity. To support the artists and organizations that define and redefine this place. To share ideas that make Midwesterners more visible and connected. To raise up the stories that challenge assumptions. And to build flourishing communities that are powered by opportunity, authenticity, and a deep sense of belonging. That's our Midwest: a place of limitless cool, wide-ranging quirk, expansive inclusivity, and extraordinary possibility.





PHOTO BY MARK BUSNASKI,
COURTESY OF RELIC

LONG BIO

In the Midwest, we defy convention—and easy definition. We shine in the gleam of our urban landscapes; we're rooted in the multiplicities of our soil. We're proudly “of a place,” and that place holds space for all of us. That's because Midwestern creativity is limitless. It's impossible to pin down. It's dynamic. It brings crowds to their feet. It provokes jaw-dropping wonder. It builds movements. And it has the potential to inspire and unite humanity.

Arts Midwest amplifies the power of our region's creativity. We support, inform, and celebrate arts organizations and creative communities in Illinois, Indiana, Iowa, Michigan, Minnesota, North Dakota, Ohio, South Dakota, Wisconsin, the Native Nations that share this geography, and beyond. From the neighborhood block party to the national stage, we use our platform to champion the authentic stories of our people. As one of six nonprofit United States Regional Arts Organizations, we work to strengthen local arts and culture efforts in partnership with the National Endowment for the Arts, state agencies, private funders, and many others. We nourish the creative roots of the Midwest, confident that our region will continue to sow the seeds that inspire the world.

Arts Midwest's work is shaped by our guiding values: equity, integrity, and learning. We believe that creativity lives in everyone. Therefore, we do everything we can to help people show up fully, speak their truth, and grow together. We embrace the full spectrum of humanity. We approach each other with trust and humility. We have brave conversations and learn from new perspectives. Living these values helps us build connections that make our beloved places bolder, more welcoming, and seen for the beacons of brilliance that they are.

We're here to build unprecedented opportunity in the Midwest by advancing creativity. To support the artists and organizations that define and redefine this place. To share ideas that make Midwesterners more visible and connected. To raise up the stories that challenge assumptions. And to build flourishing communities that are powered by opportunity, authenticity, and a deep sense of belonging. That's our Midwest: a place of limitless cool, wide-ranging quirk, expansive inclusivity, and extraordinary possibility.

Joyful, loud, and Midwest proud.

Black Arts MKE

Milwaukee,
Wisconsin

GIG Fund



PHOTO BY JENNY PLEVIN,
COURTESY OF BLACK ARTS MKE

Your Micro, Short, and Long Bios give you language for talking about Arts Midwest in more formal or written formats. The following Talking Points are meant to help explain what we do in more casual communications—like a spoken conversation, for example. These words are chosen carefully, and they're meant to be combined with your own personal perspectives and stories as you share Arts Midwest and its work with others.

WHY?

- We believe that creativity is a critical part of community prosperity.
- We believe that everyone is creative, and that art lives in everyday experiences.
- We believe that the Midwest is a special place. The creativity that grows here has the power to inspire and unite people.

WHAT?

Our work amplifies Midwest creativity in three main ways:

1. We support efforts that connect people, ideas, and solutions through creativity. That includes our grantmaking initiatives and our community programming.
2. We keep Midwestern communities informed, sharing data and ideas that help them become more visible, sustainable, and interconnected. This includes initiatives like the Ideas Hub, and our research and equity work.
3. We celebrate the authentic stories and endless creative output of this region. We're a megaphone for the arts here, and that shows up in our story commissioning and partnerships with media outlets across the Midwest.

HOW?

- We're enthusiastic champions for Midwestern creativity.
- We're a platform for sharing authentic stories, new ideas, and groundbreaking creative work.
- We're one of six nonprofit United States Regional Arts Organizations, which means that we work to strengthen local arts and culture efforts in partnership with the National Endowment for the Arts, state agencies, private funders, and many others.
- We're always guided by our core values: equity, integrity, and learning.

WHERE?

- We support arts organizations and creative communities in nine Midwestern states: Illinois, Indiana, Iowa, Michigan, Minnesota, North Dakota, Ohio, South Dakota, Wisconsin, and the Native Nations that share this geography. We make sure that this region's creative power is amplified throughout the rest of the country, too.

WHEN?

- We've been advancing creativity in the Midwest for over 35 years.



Arts Midwest's brand is rooted in four guiding principles that shape our communications approach. When you're speaking or writing on behalf of Arts Midwest in any capacity, keep these foundational ideas in mind.

Celebrating Community



Arts Midwest aspires to be the trusted source for arts and creativity in the region. To that end, our work isn't about us—it's about providing a platform for our communities and what they're creating. That's why we consistently shine the spotlight on those around us.

Authentic Stories



Our storytelling is inspired by community experiences, and informed by context. We're hopeful and want to inspire joy—but we're honest, too. We tap into authentic feelings and energy that accurately reflect our region. Because we've got soul, and we value being real.

Midwest Proud



We're rooted in the people and places we serve. We value the sacredness of where we come from. We've got vastness of land that humbles us, as well as a sense of humor, grit, and perseverance derived from a lifetime of enduring the elements. We are Chicago, Sioux Falls, and everything in between—and we're proud to represent all of it.

Bring Out the Good



Arts Midwest believes that creativity has the power to inspire and unite humanity. Bringing people together is tough when times are divisive, but we can always act in a way that aligns with our mission. This means that we hold space for conversation and lead by example.

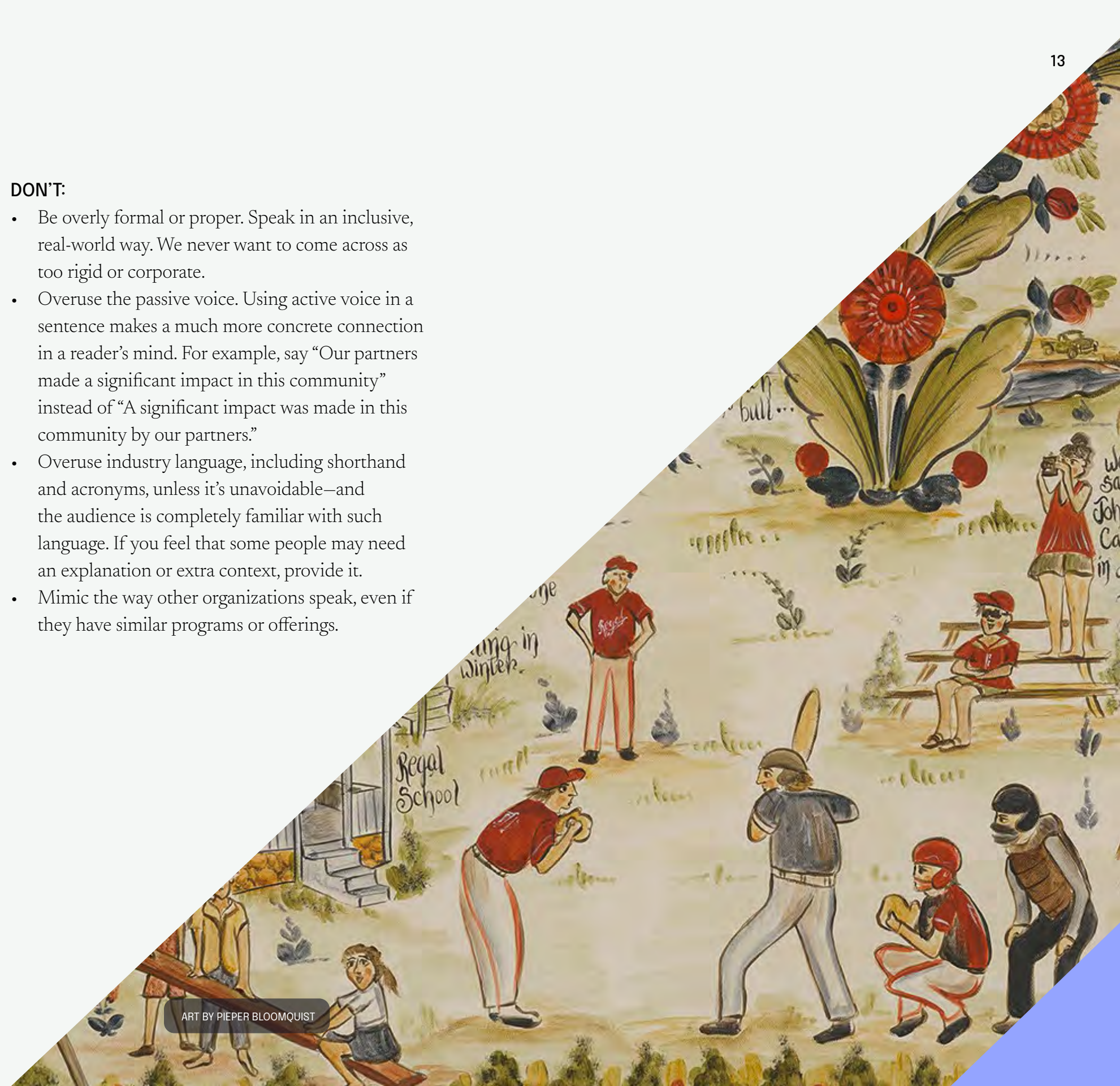
As we communicate, we want to ensure that we capture the elements that we emphasized in our Guiding Principles—like trust, authenticity, community focus, and Midwest pride. The following tips help us make sure that our writing reflects those qualities.

DO:

- Put our audience first by focusing on what they need to know and understand.
- Use accessible language. Our goal is straightforward and inspiring communication, so we lean towards words that everyday people use, not an overabundance of \$10 adjectives.
- Support what you say. Build credibility and trust by incorporating authentic stories, helpful facts, and relevant statistics.
- Embrace the principle of “less is more.” Stamp out redundancies and focus on what’s most important. When you avoid crowding everything into a piece of writing, you actually end up communicating more.

DON'T:

- Be overly formal or proper. Speak in an inclusive, real-world way. We never want to come across as too rigid or corporate.
- Overuse the passive voice. Using active voice in a sentence makes a much more concrete connection in a reader’s mind. For example, say “Our partners made a significant impact in this community” instead of “A significant impact was made in this community by our partners.”
- Overuse industry language, including shorthand and acronyms, unless it’s unavoidable—and the audience is completely familiar with such language. If you feel that some people may need an explanation or extra context, provide it.
- Mimic the way other organizations speak, even if they have similar programs or offerings.



The language in our Bios and Talking Points, as well as the ideas in our Guiding Principles and the direction in our Writing Dos and Don'ts, are meant to inform all of our communications. Here are some examples of how our verbal branding could come to life.

Our Micro Bio is meant to act as a written elevator pitch to explain what we do in a flash. We can also use it in formats that require small character counts, like an Instagram bio:

Arts Midwest supports, informs, and celebrates Midwestern creativity—building community and opportunity across our region and beyond.

You can use words and phrases from our Short or Long Bio to inform how you talk about our community members on social media or elsewhere:

Bold, beloved, brilliant: Lansing-based punk band Lacrima is here to challenge assumptions about small-town sensibilities. See (and hear) how this breakout quartet combines righteous rage and “Midwest nice” into a sound that’s uniquely theirs.

You can use our Talking Points to shape descriptions of our programs:

Arts Midwest keeps our communities informed! Programs like our Ideas Hub share data and insights that keep Midwestern creative efforts visible, sustainable, and interconnected.



Our Logo



Planetarium
Show

Concord,
New Hampshire

NEA Big Read

PHOTO BY GEOFF FORESTER, COURTESY OF
NEW HAMPSHIRE HUMANITIES.

A small ripple on the left, a growing shift in the middle, a seismic movement on the right: we're witnessing the cumulative effect of Midwest creativity, and the results are off the charts. Arts Midwest's logo is, first and foremost, a graphic distillation of our tagline—"Amplifying Midwestern Creativity."

This shape nods to other visual associations, too: a banner in the wind, a stylized bolt of lightning, a confident brushstroke, a seemingly flat shape imbued with energy. Embedded in this dynamism, we can also see an M and a W. In other words, this logo is unmistakably ours.



OUR LOGO

Primary Logo

Ta-da! Here's the Arts Midwest Primary Logo (Logo_AM_Primary). As the name suggests, our primary logo should be used most often. It's the first option you should consider for all branded materials.

Our Primary Logo is intentionally presented in black or white.

Our unique color palette provides plenty of punch, especially when combined with our high-impact photography; our logo is meant to interact freely with those colorful elements, which means that it has to hold its own visually! Black and white options provide consistency for our brand, so people always know what to look for no matter the backdrop; it's also good for legibility.

Logo_AM_Primary



Our secondary logos are designed to be used in certain instances in place of the Primary Logo.

Our Horizontal Logo (Logo_AM_Horizontal) should be used when the vertical height of an area makes our Primary Logo harder to read. For example, we use the Horizontal Logo on our website navigation bar.

The Stacked Logo (Logo_AM_Stacked) is a useful option when our logo is featured beside other logos that have a taller height. It's also a great choice when you particularly want the accent mark to stand out.

Logo_AM_Horizontal

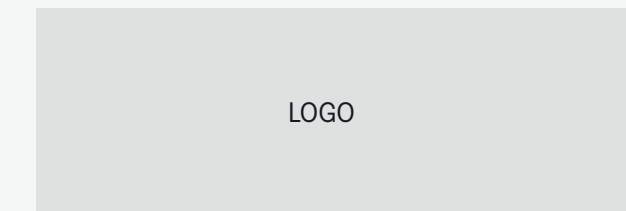


Logo_AM_Stacked



When using the Arts Midwest logo with another logo, use the orientation that supports an equal visual representation between the two. When locking up the Arts Midwest logo with the National Endowment for the Arts logo, for example, use the Primary Logo (Logo_AM_Primary), since it's the best match for size and shape. Ensure that you apply the appropriate clear space (you can read more about clear space on page 19 of this document), and include a hairline in the middle to create distinction between the two logos.

Lock-up with NEA Logo



Strong roots. Limitless possibilities.



Letterpressing
Workshop

Two Rivers,
Wisconsin

GIG Fund

PHOTO BY STEPHANIE CARPENTER, COURTESY
OF HAMILTON WOOD TYPE & PRINTING MUSEUM



The Arts Midwest logo is available in black or white.

Black



If you're placing the logo on a light brand color in Arts Midwest-branded materials, use the Black logo.



White



If you're placing the logo on a dark brand color in Arts Midwest-branded materials, always use the White logo.

White



When placing the logo over imagery, use the White logo. To ensure its legibility, make sure to use a background image with minimal visual noise that provides good color contrast. (In other words, the logo needs to stand out on a relatively dark part of the image, without other details behind it that could be distracting or confusing to a viewer.)



Primary
40 pixels tall



Horizontal
20 pixels tall



Stacked
68 pixels tall



Minimum Size

To ensure that the logo is always legible, it should never appear smaller than the minimum size. See above for a chart of the minimum size requirements for each version of the Arts Midwest logo. For digital applications, the primary logo should be at least 40 pixels tall (from the tip of the accent graphic to the base of the letters in Midwest). For print applications, the primary logo should be at least 0.4 inches tall.



Do not rotate the logo.



Do not stretch the logo vertically or horizontally.



Do not change the font in the logo.



Do not change the colors of the logo.



Do not place the logo on a busy area of an image.

Logo Incorrect Use

Always preserve the integrity of our logo and make sure that it's easy to distinguish from other graphic elements. Avoid the mistakes listed above. For examples of proper logo usage, refer to the Sample Applications section.

Visual Elements



A Moving Sound

Fairmont,
Minnesota

World Fest

PHOTO BY ALANA HORTON

Surrounding the logo itself, our brand's visual system brings in key elements of the people and places that Arts Midwest supports. The graphic devices for photography and type are bold, playful, and always trending upward—creating a consistent emotional language that complements the authentic stories of the images themselves. Our brand colors, drawn from Midwestern flora, provide a vibrant palette that highlights our community's creativity.



PHOTO BY NICHOLAS WORDEN.
COURTESY OF PEOPLE FOR PALMER PARK/DETROIT

Color Palette

Arts Midwest’s unique primary color palette is made up of three sets of vibrant colors, inspired by Midwestern wildflowers as they begin to blossom in the springtime. That sense of anticipation for the beauty and flourishing ahead is directly connected to the creative process: new ideas come to life like the seeds that turn into fields of color. Our palette conveys a sense of energy, excitement, and potential. Alongside our set of brighter colors, deep navy blues provide useful contrast.

Color Usage

For digital applications, use the RGB or HEX color codes. For print applications, use Pantone or CMYK color codes. When creating print materials, professional printing with Pantone values will give you the best color intensity. If you need to print with CMYK values, expect that our colors may not look as vibrant on the page as they do on a screen.

<p>Green</p> <p>C-32 M-0 Y-100 K-0 Pantone 2297</p> <p>R-187 G-224 B-0 Hex #bbe000</p>		<p>Light Green</p> <p>C-16 M-0 Y-86 K-0 Pantone 379</p> <p>R-225 G-255 B-74 Hex #e1ff4a</p>	
<p>Purple</p> <p>C-70 M-67 Y-0 K-0 Pantone 2366</p> <p>R-108 G-92 B-255 Hex #6c5cff</p>		<p>Light Purple</p> <p>C-40 M-32 Y-0 K-0 Pantone 2113</p> <p>R-148 G-164 B-255 Hex #94a4ff</p>	
<p>Coral</p> <p>C-0 M-68 Y-67 K-0 Pantone 170</p> <p>R-255 G-117 B-85 Hex #ff7555</p>		<p>Light Coral</p> <p>C-0 M-40 Y-33 K-0 Pantone 169</p> <p>R-255 G-172 B-153 Hex #ffac99</p>	
<p>Dark Sky</p> <p>C-82 M-76 Y-56 K-72 Pantone 4146 R-24 G-24 B-37 Hex #181825</p>		<p>Gray C-0 M-0 Y-0 K-5 R-244 G-247 B-245 HEX# f4f7f5</p>	<p>White C-0 M-0 Y-0 K-0 R-255 G-255 B-255 HEX# fffffff</p>
<p>Light Sky</p> <p>C-80 M-75 Y-46 K-43 Pantone 5275 R-52 G-52 B-73 Hex #343449</p>			<p>Black C-0 M-0 Y-0 K-100 R-0 G-0 B-0 HEX# 000000</p>

**Fonts**

The typefaces (fonts) at the core of our identity are Epilogue and Newsreader. Epilogue is an approachable, confident sans serif font family that features a variety of weights; its blend of rounded forms and unique angularity distinguish it from common and overused sans-style typefaces (like Helvetica). Newsreader provides a good contrast: its design is rooted in craft, and its serif adds some artsy flair. Together, they provide a nice balance to the overall brand.

To ensure consistency across branded materials, we strongly recommend using these brand fonts. However, for rare instances when Epilogue and Newsreader are unavailable, the following widely available system fonts can be used as alternatives for internal documents: Arial and Times New Roman.

Epilogue

Regular

A B C D E F G H I J K L
M N O P Q R S T U V W X Y Z
a b c d e f g h i j k l m n
o p q r s t u v w x y z
0 1 2 3 4 5 6 7 8 9

/ Extra Light
/ Light
/ Regular
/ Medium
/ **Semi Bold**

To download Epilogue directly from Google Fonts, [click here](#).

Newsreader

Light

A B C D E F G H I J K L
M N O P Q R S T U V W X Y Z
a b c d e f g h i j k l m n
o p q r s t u v w x y z
0 1 2 3 4 5 6 7 8 9

/ Light
/ **Medium**
/ **Bold**
/ *Italic*

To download Newsreader directly from Google Fonts, [click here](#).

Web Use

For website use, follow the font guidance to the right. The H1 title is the most important section. H2 and H3 are used to organize sub-sections. You should only use all caps when you need another layer of hierarchy—for instance, to differentiate two levels of navigation on the website.

Technical Specifications

The entire font families for Epilogue and Newsreader are available for download from Google Fonts.

Tips to ensure that brand fonts are being used correctly:

- Step 1: Close applications where you will be using the fonts, such as Microsoft Office or Adobe Illustrator.
- Step 2: Download the select Google Fonts.
- Step 3: Install fonts on your computer.
- Step 4: Create/open a document and make sure the fonts are displaying correctly.

Always export PowerPoint presentations in PDF format to ensure that fonts are displayed correctly.

H1 /
Headlines

Midwestern creativity is limitless.

Epilogue
Regular
Sentence
Case

H2 /
Sub-Headlines

About Us

Epilogue
Light

H3 /
In-Text Headlines

Mission

Epilogue
Semi Bold

Body Copy

We're here to build unprecedented opportunity in the Midwest by advancing creativity. To support the artists and organizations that define and redefine this place. To share ideas that make Midwesterners more visible and connected. To raise up the stories that challenge assumptions. And to build flourishing communities that are powered by opportunity, authenticity, and a deep sense of belonging. That's our Midwest: a place of limitless cool, wide-ranging quirk, expansive inclusivity, and extraordinary possibility.

Newsreader
Light

Buttons /
Call-to-Action

About Arts Midwest

Taxonomy

Epilogue
Light

All Caps
Font

NAVIGATION ITEMS

Epilogue
Regular

Creativity happens here.

Two Spirit
Pow Wow

Rapid City,
South Dakota

Creativity
News Desk

PHOTO BY JAIDA GREY EAGLE

The Arts Midwest Accent (Accent_AM) is inspired by our logo. It gives an overall image composition extra movement, dimension, and expression. If you're looking for a graphic to use in compositions, use a version of The Accent—not the symbol from the logo.

The Accent is best used across full images, in backgrounds, and between two related photographs. It can help different visuals tell a wider story. There are two versions of the accent graphic. In each, the line has a different weight and form: one is thicker and bolder, the other, wider and thinner. Having both options available gives our communications materials a dynamic, wide-ranging feel. There's no overall prescription for choosing one over the other—play around a bit and figure out what feels right for your specific project! You should feel free to experiment with both. See the following page for examples.


Inspiration



Version 1



Version 2



VISUAL ELEMENTS **The Accent in Use**

The Accent works best at large scales, in color, and interacting with imagery. Also can be used as a texture background graphic. For more informal uses such as swag items, you can use all three accents in a playful arrangement (see banner application).

Example 1
Image masked in the upper shape with The Accent placed on top.



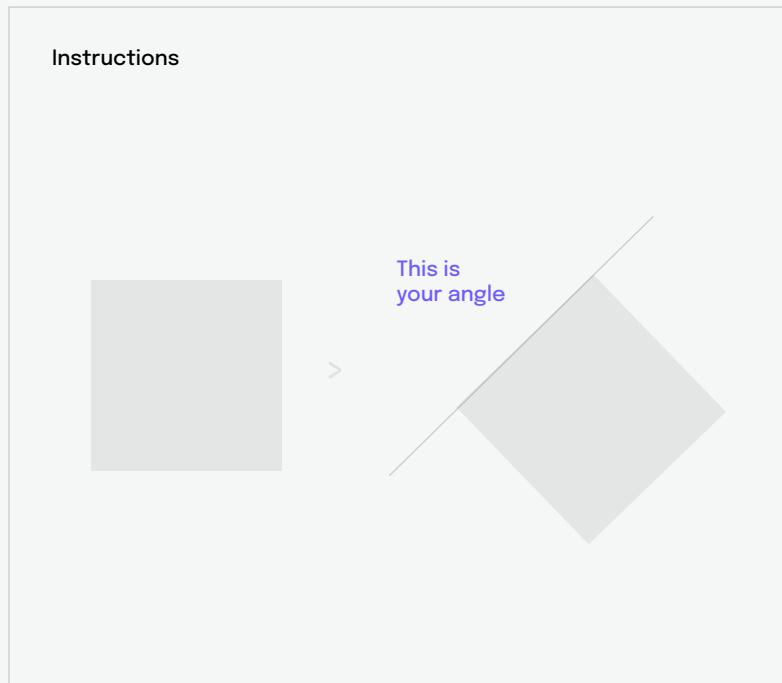

Example 2
Full bleed image or image placed on color background use The Accent to place over the image.



Example 3
The Accent can be used on background colours.



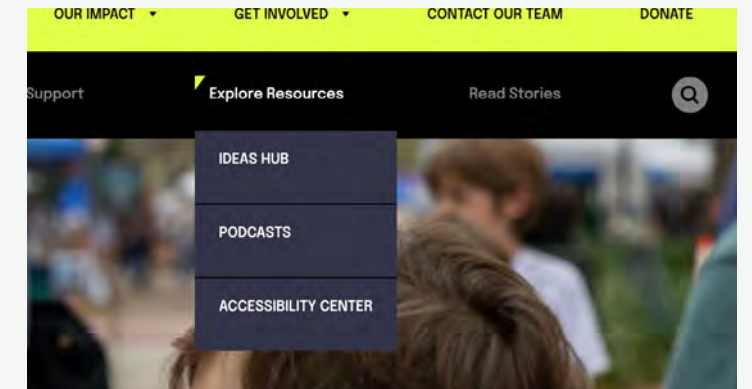
The Amp Angle (AmpAngle_AM) is another simple graphic device that complements the symbol from our logo. We use it in bold ways to mask images or divide colors. We can also use in subtle ways as a corner edge or hover state for a heading. See examples below.



Example 1



Example 2



Example 3



Supporting, informing, and celebrating the Midwest

Ballet
Co-Laboratory

Saint Paul,
Minnesota

GIG Fund

PHOTO BY ALEXIS LUND COURTESY
OF BALLET COLABORATORY

Photography is an incredibly powerful tool for marketing, communication, and storytelling. It captures the authentic expression happening in the Midwest—the faces and places that make up our community. Our photos are a celebration of people and the art they create; we also use photography to demonstrate how audiences connect to art, and to each other, via expressions of enthusiasm and engagement. Arts Midwest’s imagery invites viewers to discover and explore the depth and breadth of Midwestern creative brilliance. With very few exceptions, the photos that we use are original, sourced from our events, and/or shared by members of our community.

If stock photography is necessary, be very selective in the images you use. You’ll need to abide by the following attributes that help stock images speak to viewers:

- *Appropriate*: location-based photos should showcase places within our service region.
- *Diverse*: photos of people should feature a wide variety of race, gender, age, and physical ability.
- *Ambiguous*: if you must use stock photography, avoid using images in which a model is the main subject. It’s okay for a stock photo to include people in general—as part of a larger scene, for example. But whenever we’re focusing on a person’s identity in a photo, that person should be part of our Arts Midwest community. Showcasing our people is an important part of building trust and maintaining authenticity.



COURTESY FREE SPIRIT MEDIA



ALEX CROOK COURTESY OF MUSEUM OF GLASS



AZURE MAHARA COURTESY OF FLUTES AT DAWN



AZURE MAHARMIKKI SCHAFFNER COURTESY OF ENSEMBLE THEATRE CINCINNATI



COURTESY OF BALLET COLLABORATORY



ART BY SERENA ELSTON




CHRISTINA NAFZIGER COURTESY OF SIXTY INCHES FROM CENTER



MAGGIE MARQUEDT COURTESY OF CREATE PORTAGE COUNTY



AZURE MAHARA COURTESY OF FLUTES AT DAWN




JAIDA GREY EAGLE



To add context to our high-impact photography, use the photo caption to call out three key elements of the moment whenever you can: *artist(s) or event*, *location*, and *art form*. Our dynamic font treatment (in other words, a special kind of caption text) is intended to create movement in the composition as we communicate important information. The text alignment should be playful; the words should feel grouped, but still free-form.

To use the dynamic font treatment to its fullest potential, create three text boxes that can frame the image in an interesting way—you can imagine it dancing around the image! The type should always be black or white. It should also be fully legible, so it's important to place it on an area on the image that isn't visually distracting.


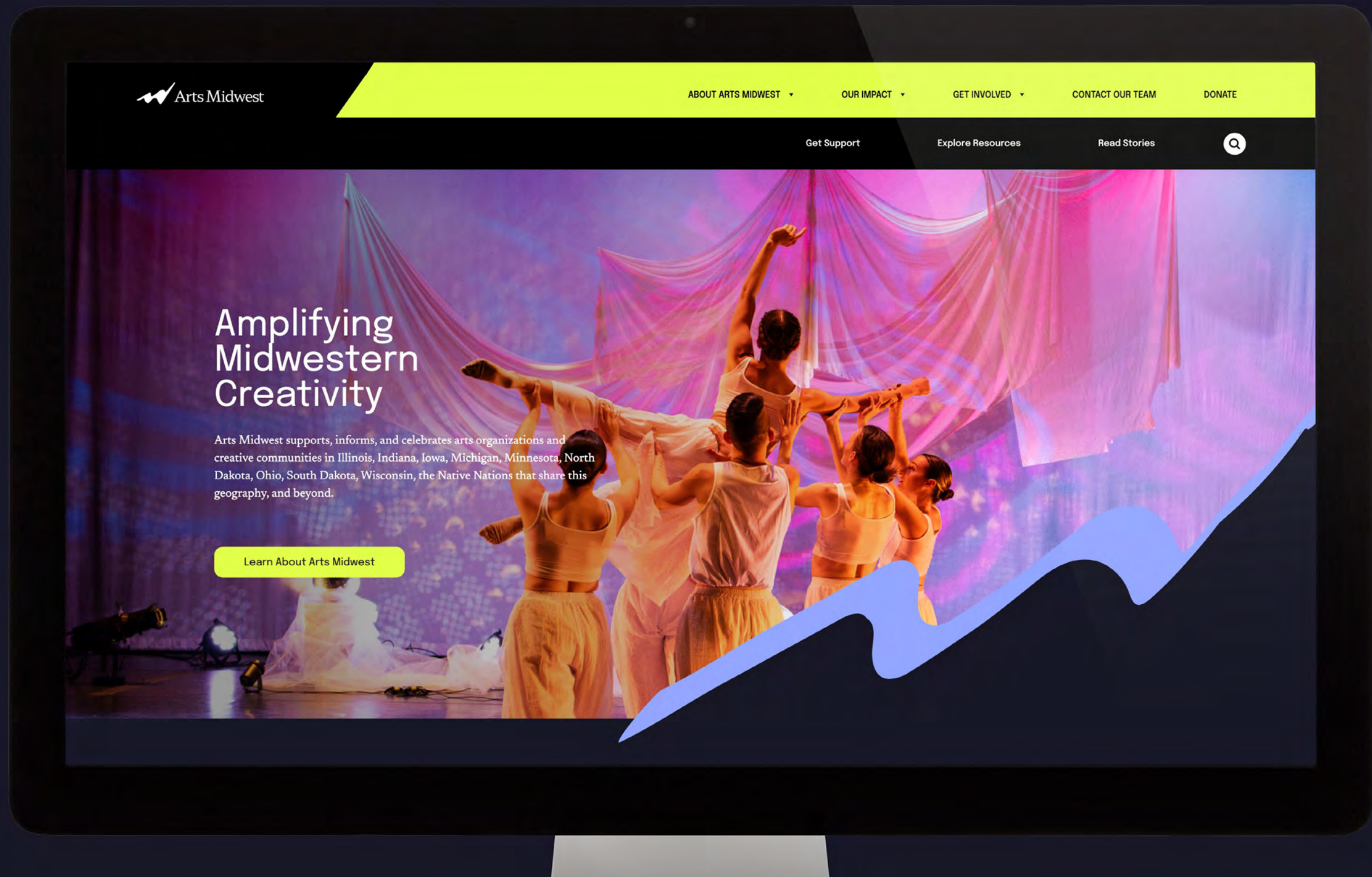


SAMPLE APPLICATIONS

*The following pages capture real-life examples of brand applications.



PHOTO BY MIKKI SCHAFFNER, COURTESY OF CINCINNATI SHAKESPEARE COMPANY



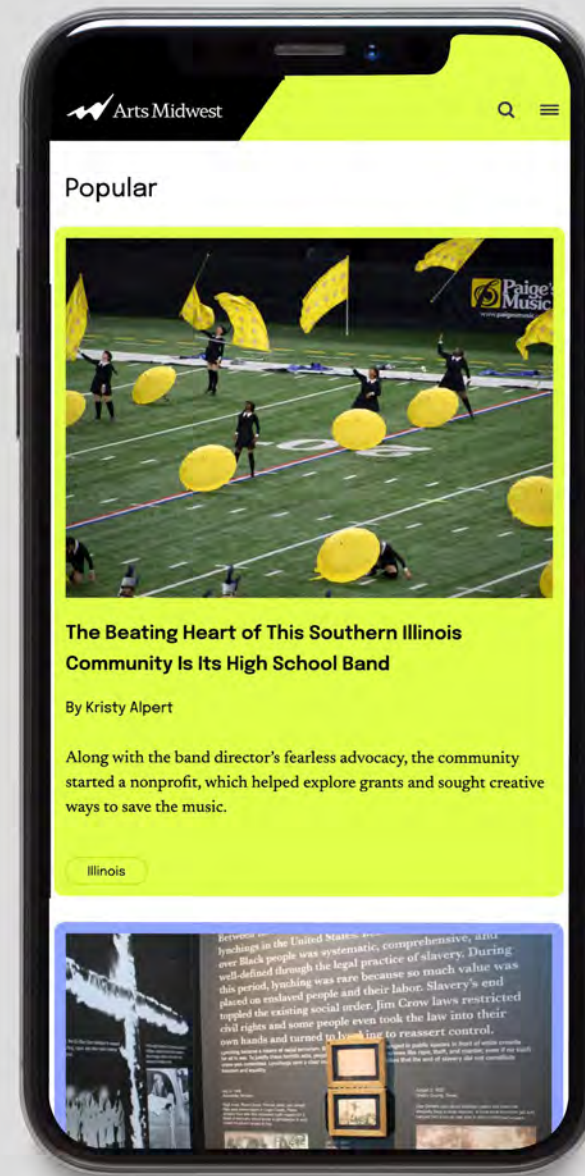
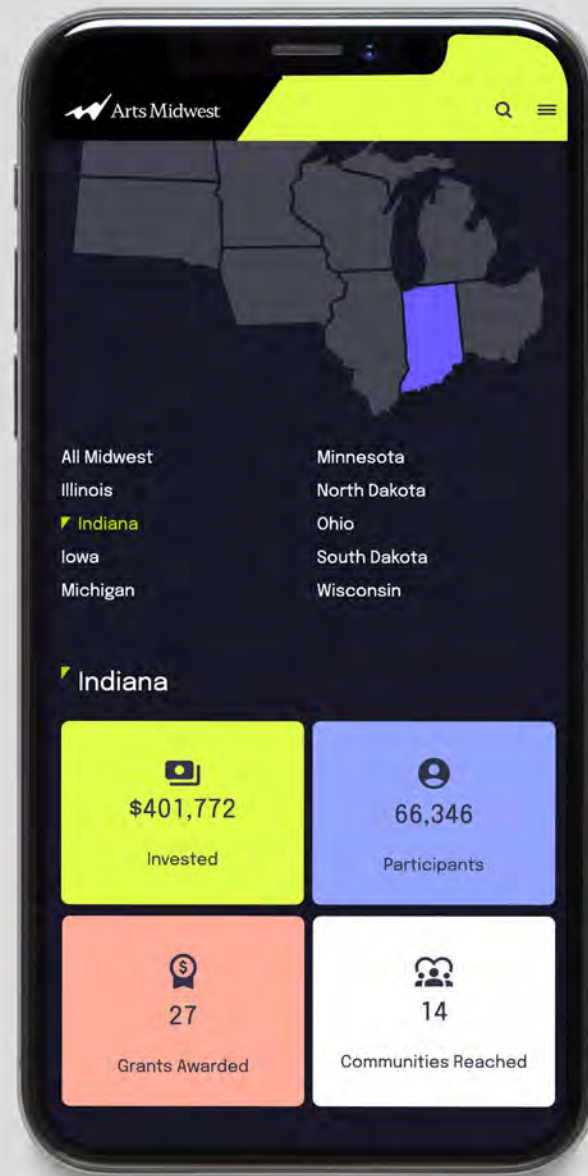
ABOUT ARTS MIDWEST ▾ OUR IMPACT ▾ GET INVOLVED ▾ CONTACT OUR TEAM DONATE

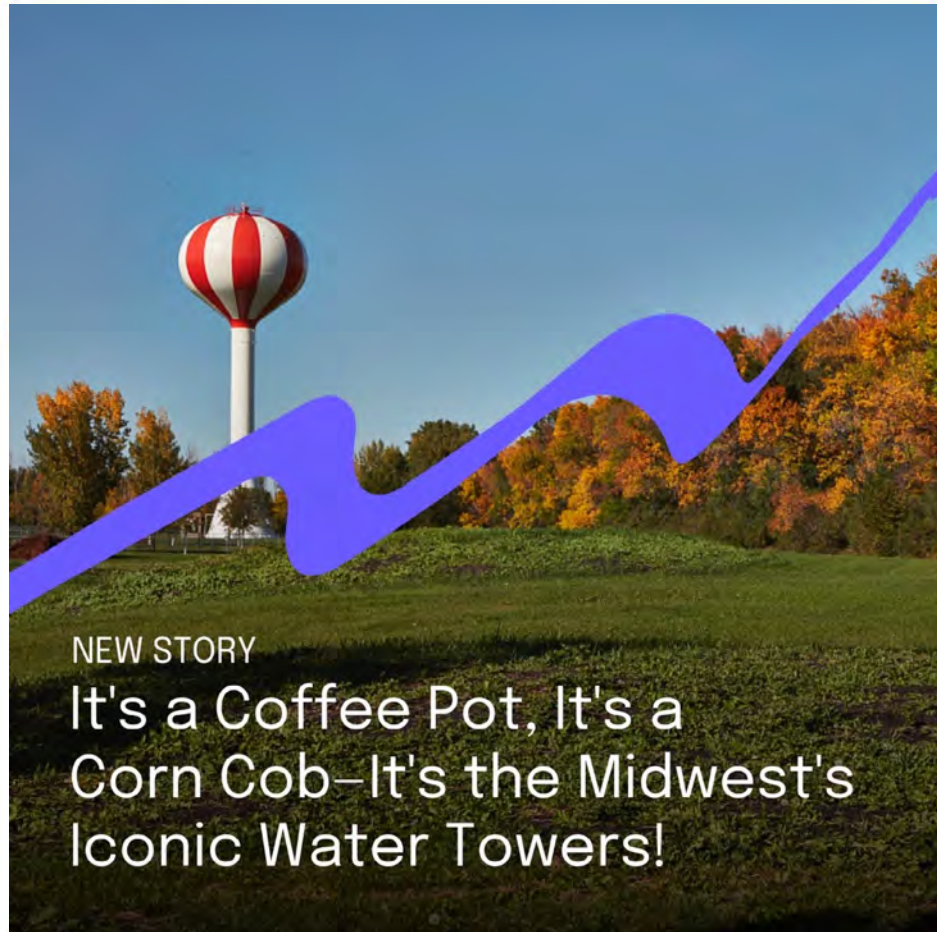
Get Support Explore Resources Read Stories 🔍

Amplifying Midwestern Creativity

Arts Midwest supports, informs, and celebrates arts organizations and creative communities in Illinois, Indiana, Iowa, Michigan, Minnesota, North Dakota, Ohio, South Dakota, Wisconsin, the Native Nations that share this geography, and beyond.

Learn About Arts Midwest





 **art_midwest**
Lansing, Michigan



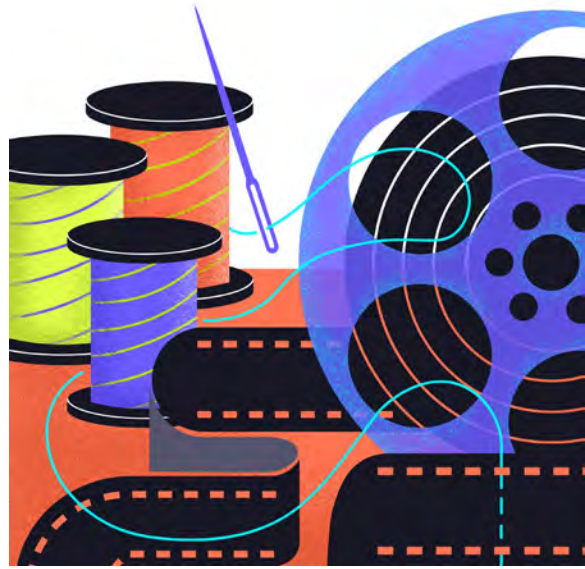
Arts Midwest is commissioning stories about the history of Midwestern creativity in arts and culture

Pitch us a story →

 Arts Midwest

♡ 💬 📍 📌







Creative Midwest Media Cohort

About The Program

The Creative Midwest Media Cohort program supports organizations in producing media projects that cover stories of Midwestern creativity in the nine-state region of Illinois, Indiana, Iowa, Michigan, Minnesota, North Dakota, Ohio, South Dakota, Wisconsin, or the 42 Native Nations that share this geography. The inaugural participants each received a \$15,000 grant and are participating in networking opportunities through the program.

During the Creative Midwest Media Cohort gathering, representatives from cohort organizations will convene in Minneapolis, Minnesota. This in-person experience seeks to build connections among diverse media-makers and story-sharers in the Midwest and encourage learning and knowledge-sharing.

Locations



Arts Midwest
Lakeside Center, 3033 Excelsior Boulevard

We'll be meeting in two spaces in Lakeside Center. All of the panels and cohort discussions will take place in the Conference Room on the ground floor, just past the elevators. Breakfast and the Media Happy Hour on Thursday will take place in the Arts Midwest office, located on the third floor in suite #380.



Volstead's Emporium
711 W Lake Street

Dinner on Wednesday will take place at Volstead's Emporium, a "speakeasy" themed restaurant that is a 5-minute walk from the Moxy Uptown hotel. Volstead's can be a bit hard to spot at first glance—look for the door with a red light!

Agenda

Time	Activity	Location
Wednesday, May 8		
1:45 p.m.	Arrive at Location	Ground Floor Conference Room
2:00 - 3:30 p.m.	Cohort Session: Welcome & Grounding	-
3:30 - 3:45 p.m.	Break	-
3:45 - 5:00 p.m.	Presentation: Solutions Journalism	-
5:00 - 6:30 p.m.	Break	Hotel
6:30 p.m.	Dinner	Volstead's Emporium Uptown
Thursday, May 9		
8:30 - 9:15 a.m.	Breakfast	Arts Midwest Office (Suite #380)
9:30 - 11:00 a.m.	Panel: Multimedia Models & Practice	Ground Floor Conference Room
11:00 - 11:15 a.m.	Break	-
11:15 - Noon	Cohort Session: Shareback & Reflections	-
Noon - 1:00 p.m.	Lunch & Optional Lake Walk	Bde Maka Ska
1:00 - 2:15 p.m.	Cohort Session: Growing Together	-
2:15 - 2:30 p.m.	Break	-
2:30 - 4:00 p.m.	Panel: Scaling & (Soulful) Sustainability	-
4:00 - 4:30 p.m.	Break	-
4:30 - 6:00 p.m.	Media Happy Hour	Arts Midwest Office (Suite #380)
Friday, May 10		
8:30 - 9:00 a.m.	Breakfast	Ground Floor Conference Room
9:00 - 10:30 a.m.	Panel: Community-Oriented Arts Coverage	-
10:30 - 10:45 a.m.	Break	-
10:45 - Noon	Cohort Session: Shareback & Reflections	-
Noon - 1:00 p.m.	Lunch & Evaluation	-
1:00 p.m.	End	-

