

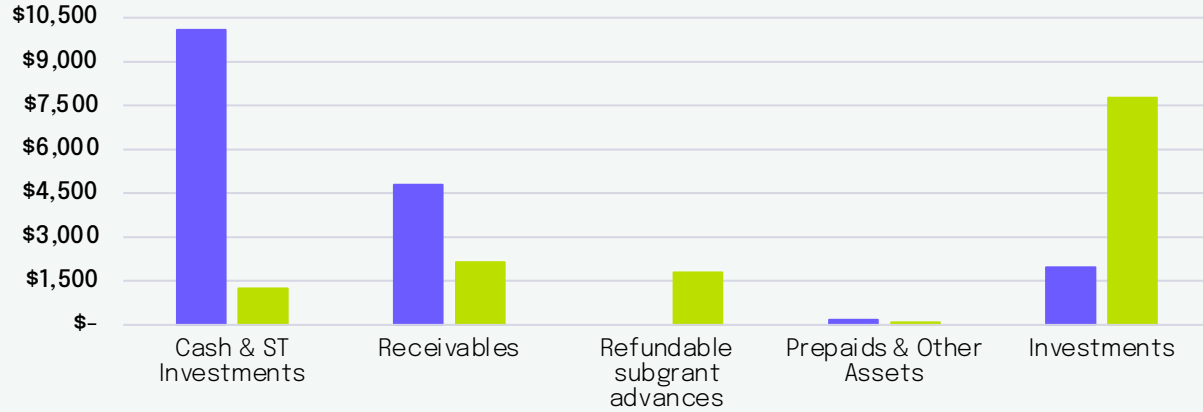
# Arts Midwest 2022 Financials

FY22: July 1, 2021 – June 30, 2022

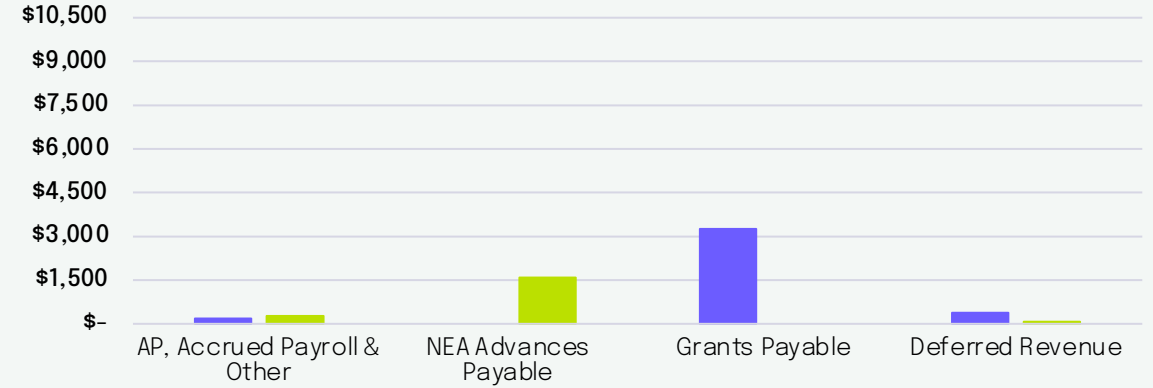


# FY22 Statement of Financial Position

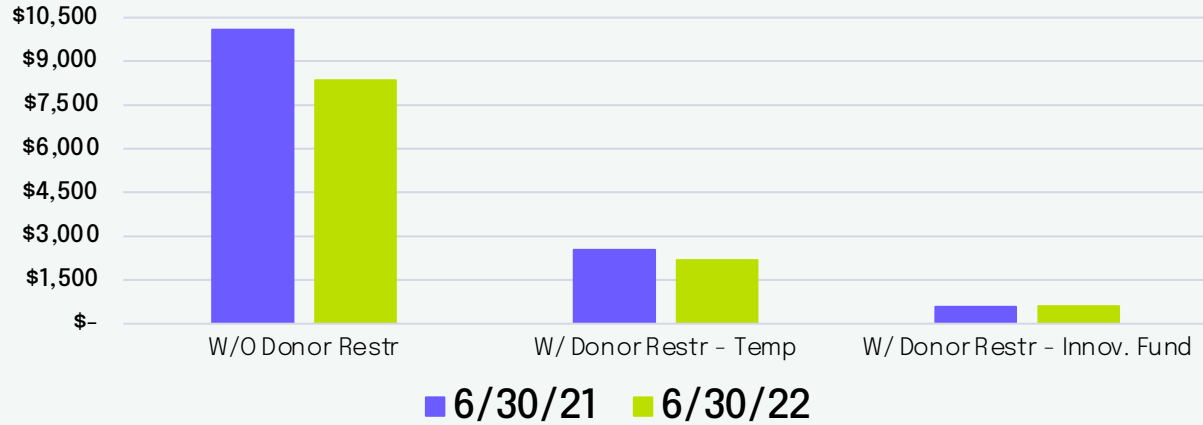
## Assets



## Liabilities



## Net Assets



All numbers are in thousands.

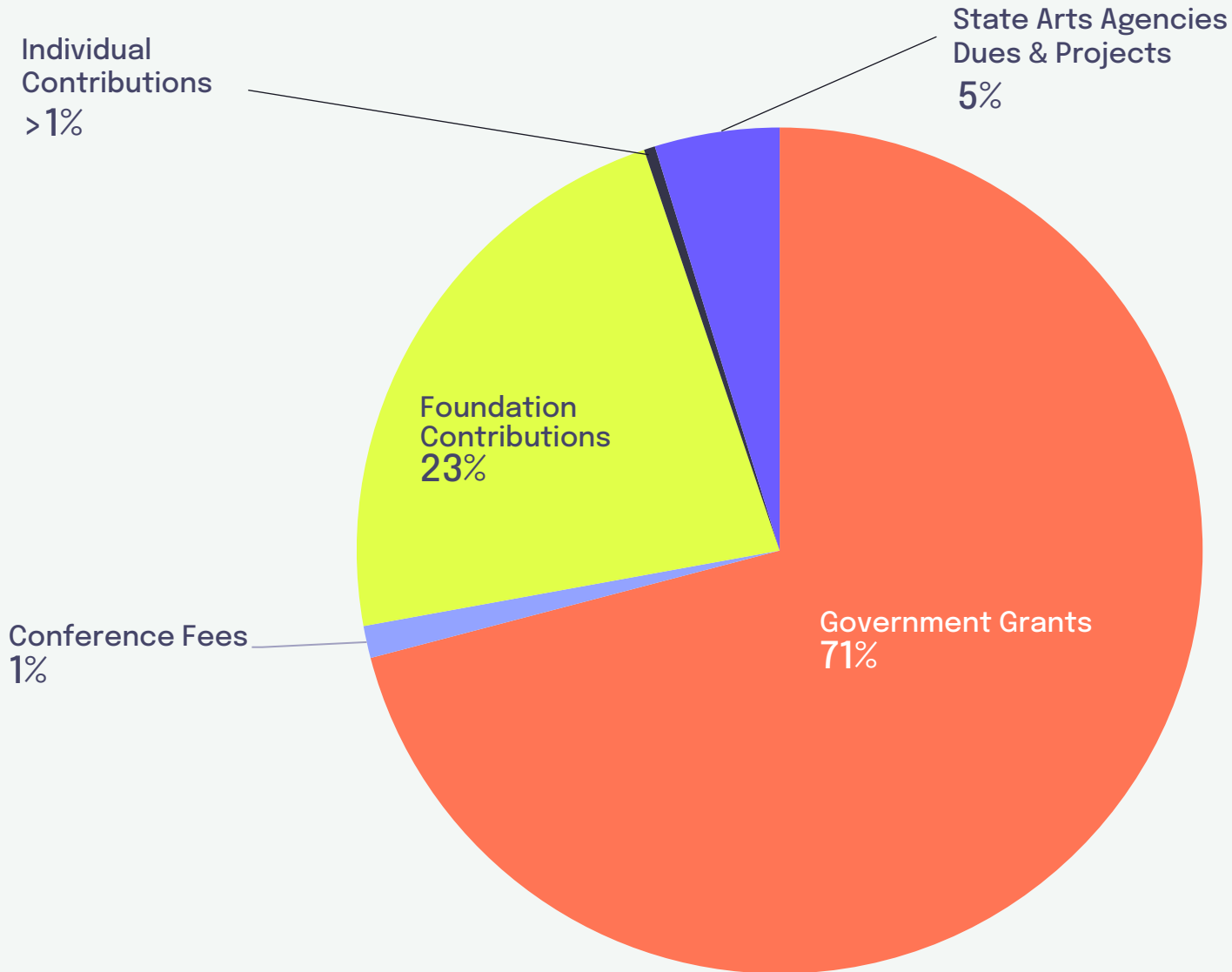
# FY2022 Statement of Activities

Revenue	
Government Grants	\$5,438,568
Foundation Contributions	\$1,738,085
State Arts Agencies Dues & Projects	\$365,809
Conference Fees	\$94,224
Individual Contributions	\$32,623
Investment and Other Income (Loss)	(\$1,170,701)
<b>Total Support &amp; Revenue</b>	<b>\$6,498,608</b>
Expenses	
Program Services	\$7,039,792
Management and General	\$1,294,986
Fundraising	\$239,215
<b>Total Expenses</b>	<b>\$8,573,993</b>
<b>Change in Net Assets</b>	<b>(\$2,075,385)</b>

For Year Ended June 30, 2022

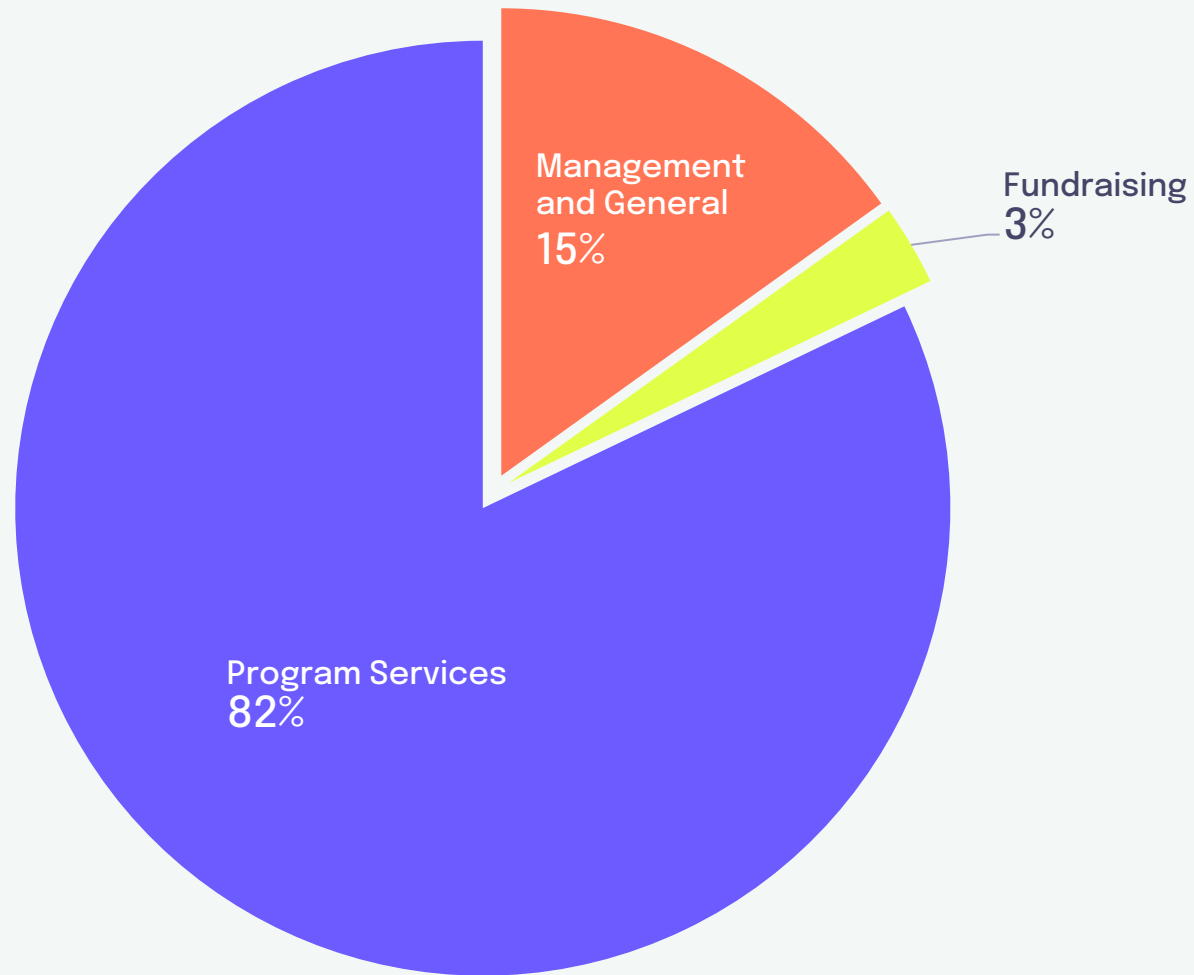
In June 2021, Arts Midwest received an unrestricted \$8,000,000 gift from MacKenzie Scott. We are planning to allocate these funds over 5+ years for programs, innovation, and infrastructure. Our 2022 deficit includes: \$517,583 of program and infrastructure spending from MacKenzie Scott gift, \$287,930 in fees incurred for conference cancellations, \$93,925 for one-time projects like an office move, and \$1,209,443 from investment losses, of which \$1,149,350 are unrealized losses.

# FY2022 Revenue Sources



Revenue	
Government Grants	\$5,438,568
Foundation Contributions	\$1,738,085
State Arts Agencies Dues & Projects	\$365,809
Individual Contributions	\$32,623
Conference Fees	\$94,224
Investment and Other Income (Loss)	(\$1,170,701)
<b>Total Support &amp; Revenue</b>	<b>\$6,498,608</b>

# FY2022 Expenses



Expenses	
Program Services	\$7,039,792
Management and General	\$1,294,986
Fundraising	\$239,215
<b>Total Expenses</b>	<b>\$8,573,993</b>